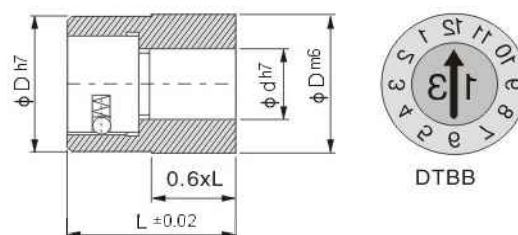


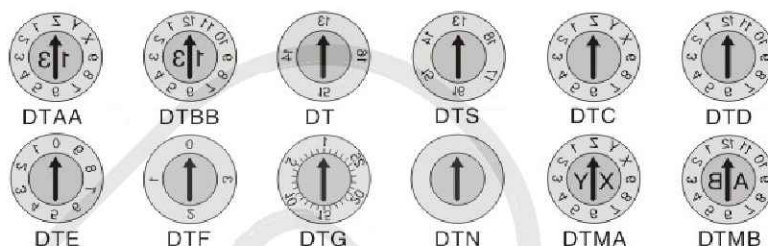
### Split-type Date Stamp DTAA.



### Japanese standard



DTBB



Months+Year	Months+Year	Year	Year	Months	Months	$\phi D$	L	$\phi F$
DTAA4_*	DTBB4_*	DT4_*	DTS4_*	DTC_*	DTD4_*	4	8	2.2
DTAA5_*	DTBB5_*	DT5_*	DTS5_*	DTC_*	DTD5_*	5	8	2.5
DTAA6_*	DTBB6_*	DT6_*	DTS6_*	DTC_*	DTD6_*	6	8	63
DTAA8_*	DTBB8_*	DT8_*	DTS8_*	DTC_*	DTD8_*	8	8	4
_____	DTBB10_*	DT10_*	DTS10_*	_____	DTD10_*	10	10	5
_____	DTBB12_*	DT12_*	DTS12_*	_____	DTD12_*	12	12	6.5
_____	DTBB16_*	DT16_*	DTS16_*	_____	DTD16_*	16	14	10
_____	DTBB20_*	DT20_*	_____	_____	DTD20_*	20	16	12

Please fill the beginning year on " \* " when you make and order

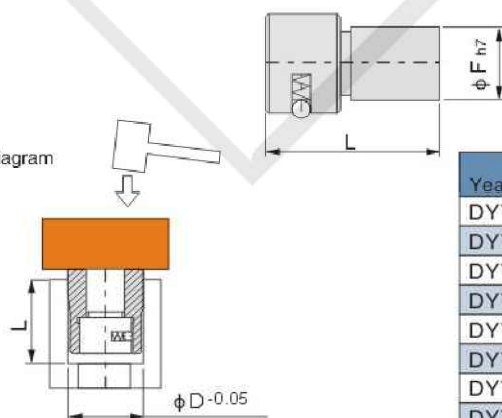
1st digit	2nd digit	Days (1-31)	Blank	XY+Year	AB+Year	$\phi D$	L	$\phi F$
DTE4	DTF4	_____	DTN4	_____	_____	4	8	2.2
DTE5	DTF5	_____	DTN5	DTMA5	DTNB5	5	8	2.5
DTE6	DTF6	_____	DTN6	DTMA6	DTNB6	6	8	63
DTE8	DTF8	_____	DTN8	DTMA8	DTNB8	8	8	4
DTE10	DTF10	_____	DTN10	_____	DTNB10	10	10	5
DTE12	DTF12	_____	DTN12	_____	DTNB12	12	12	6.5
DTE16	DTF16	DT16_*	DTN16	_____	DTNB16	16	14	10
DTE20	DTF20	DT20_*	DTN20	_____	DTNB20	20	16	12



Order: Type No. x Pcs  
DTAA4 x 10

### Inner Pointer of Date Stamp DYY.

• Installation diagram



Year+Arrow	Arrow	AB+Arrow	L	$\phi F$
DYY4_*	DN4	DYM5	8	2.2
DYY5_*	DN5	DYM6	8	2.5
DYY6_*	DN6	DYM8	8	3
DYY8_*	DN8	DYM10	8	4
DYY10_*	DN0	DYM12	10	5
DYY12_*	DN12	DYM16	12	6.5
DYY16_*	DN16	DYM20	14	10
DYY20_*	DN20	_____	16	12

Please fill the beginning year on " \* " when you make and order